

## UNIT 1 Class E! (coursebook)

**Main theme** : Internet friends around the world

**Lesson 1** : Do you like computers? (45 minutes)

Language level: Intermediate.

Language skills: Reading- listening –writing.

Vocabulary to be learned: Words related to computer parts and internet use.

Main grammar: Like /don't like --- likes /doesn't like +ing/noun.

A) WARMING UP (5 minutes)

1) Skills: Speaking.

2) Aim: to get pupils acquainted with the culture of internet.

-I enter the class and greet the kids .I name the 'little helper'.

-I ask ps to open the coursebook to take a look at p13

(coverpage) and answer the following questions:

a) Where do you come from?

b) What do you know about internet or not?

c) Do you have computer –do you use internet?

B) MAIN TEACHING PROCEDURE: (15 minutes)

1) Skills:

Reading—writing an e-mail. Speaking about computers.

2) Aim:

-To teach vocabulary related to computers and educational internet.

-To familiarize ps with the format of e-mail

-To teach how to ask and express preferences interests.

3) Objectives:

-To activate ps background knowledge.

-To encourage ps guesswork and predicting skills.

-To practice language related to vocabulary –pronunciation.

- To enhance collaborative skills.
- To motivate ps to read an e-mail.
- To make learners active readers.

#### 4)Stages.

##### I) Lead in


- We altogether visit the computer lab.
- We start talking about computer's benefits- drawbacks, using 'brainstorming'. I write them on board forming two lists: for negative –positive aspects.
- I check what vocabulary they know what each computer's item does.

##### II) Presentation

- Using the words flash cards (1) I let students guess the meaning and give them explanation if necessary.

A large yellow oval border surrounds the text.

*screen*

A large cyan oval border surrounds the text.

*mouse*



*scanner*



*printer*

*speaker*

*keyboard*



*tower*



*microphone  
&  
headphones*

-I give them further information about internet and its uses  
handing out a photocopy with related topics or presenting them  
at the projector (2).

INTERNET

SERVICES

Information  
Images

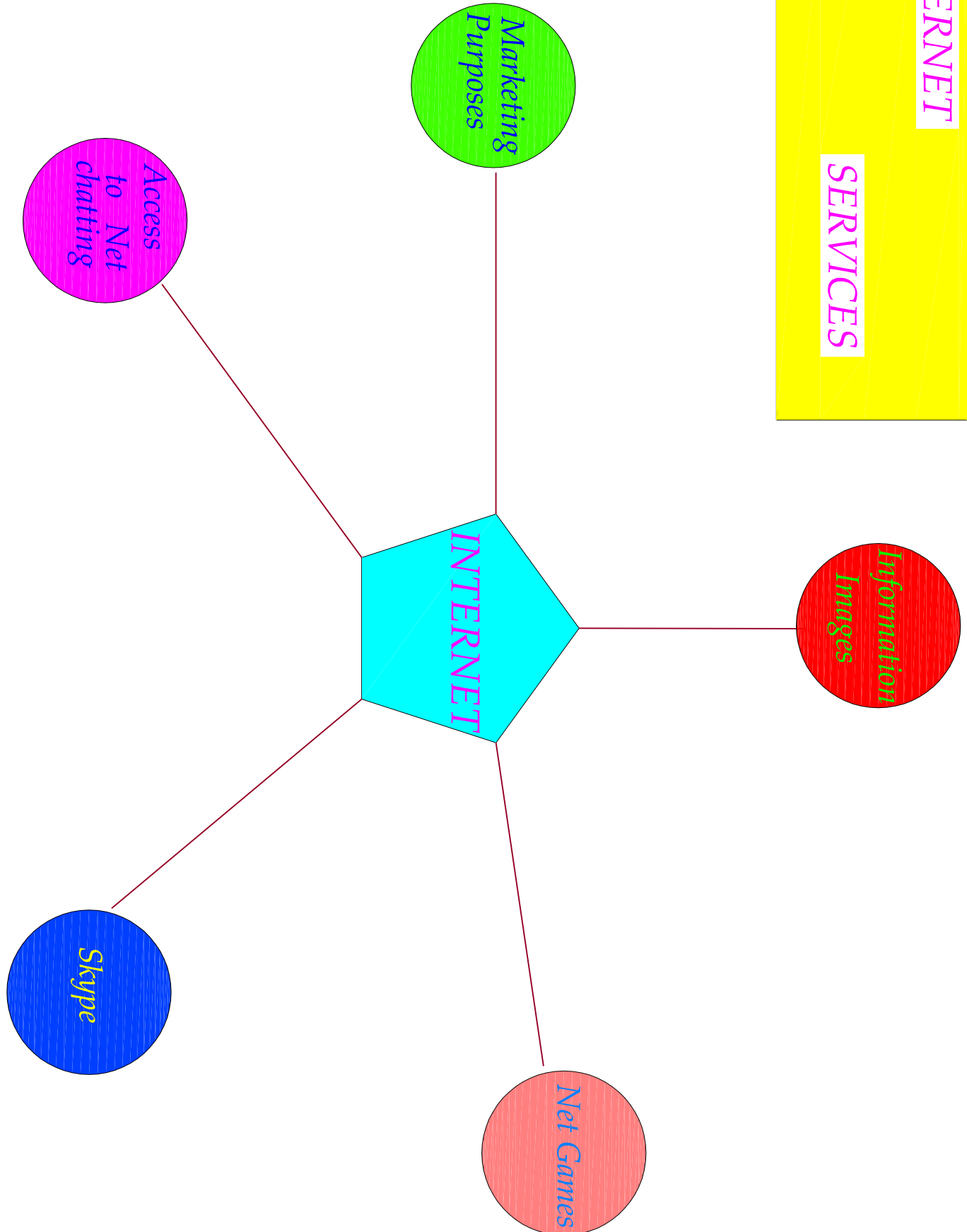
INTERNET

Marketing  
Purposes

Access  
to Net  
chatting

Net Games

Skype





-Reading: After giving some oral information about educational internet (I mention to Australian children doing their schooling through internet –e-mail), I ask ps to read in pairs( silently) and pay attention to the format of e-mail; address- subject-paragraphing(coursebook p15 act. c).

-While reading: They complete the information which follows (p15 act.c)

-Post reading:Ps present their findings.

-Writing:I write the following structure on board: like/don't like –likes/ doesn't like +-ing/noun –I ask pupils to copy in their notebooks- I explain that this is a way to express preferences.

III) Practice- Production 22minutes.







A)-I give out the copies( 3) and make sure pupils can identify the activities pictured in the chart.

-I tell them that they are going to hear what four children like doing after school. They have to fill in the chart by putting a tick or a cross in the appropriate column.

-I read the following text or pre-record it onto a cassette and play the tape.

After school, Sue likes watching TV and reading books. She doesn't like playing computer games but her brother Jack does. He also likes listening to music and riding his bike. His friend Tom likes riding his bike too, but he doesn't like reading books. Sue's friend Luisa likes playing tennis after school. She also likes

watching TV at Sue's house, but she doesn't like listening to Jack's music

						
Sue						
Jack						
Luisa						
Tom						

B)

Pupils work together in groups to complete the worksheet.

- 1 They choose four after-school hobbies/activities and write or draw these down the left-hand side of the table.
- 2 They then each choose 4 or 5 different classmates to question.
- 3 Pupils go round the class asking their chosen classmates: *Do you like ... ?* If they answer *Yes, I do* they put a *J* next to the activity.
- 4 Back in their groups they each add up their own totals and add these together to make a class total.
- 5 Pupils can collate their information by preparing a poster with drawings/magazine pictures of their chosen activities and the number of children who like them. Display these on the classroom walls.

Hobby	Do you like?	Total

C) We are still in the computer lab, I ask ps to practice, working in pairs and write their own e-mail, using school's computer sets.

**HOMEWORK** 3minutes

I hand out copies 5, I give instructions and ask them to bring it completed next time.

# Computer Dating

These people are going to a Valentine's party. The party is for people who are looking for a girlfriend or boyfriend. They all have to fill in a form, then the computer finds their ideal partner. When they go to the party, they meet the person recommended by the computer.



The computer chooses people who have two likes and two dislikes the same. Ideally the two people should be the same age.

Read the forms that the eight people have filled in.

Then complete the computer reports. Find the best partner for everybody.

Name: Anna Walters

Age: 15 Male  Female

Likes and dislikes:  
tick three things you like doing and cross three things you don't like doing.

watching TV/videos  
 going to the cinema  
 shopping  
 listening to music  
 playing sports  
 playing computer games  
 reading  
 drawing/painting/making things

Name: Ben Taylor

Age: 15 Male  Female

Likes and dislikes:  
tick three things you like doing and cross three things you don't like doing.

watching TV/videos  
 going to the cinema  
 shopping  
 listening to music  
 playing sports  
 playing computer games  
 reading  
 drawing/painting/making things

Name: Curtis Jackson

Age: 15 Male  Female

Likes and dislikes:  
tick three things you like doing and cross three things you don't like doing.

watching TV/videos  
 going to the cinema  
 shopping  
 listening to music  
 playing sports  
 playing computer games  
 reading  
 drawing/painting/making things

Name: Vicky Bradshaw

Age: 16 Male  Female

Likes and dislikes:  
tick three things you like doing and cross three things you don't like doing.

watching TV/videos  
 going to the cinema  
 shopping  
 listening to music  
 playing sports  
 playing computer games  
 reading  
 drawing/painting/making things

Name: Darren Wallis

Age: 16 Male  Female

Likes and dislikes:  
tick three things you like doing and cross three things you don't like doing.

watching TV/videos  
 going to the cinema  
 shopping  
 listening to music  
 playing sports  
 playing computer games  
 reading  
 drawing/painting/making things

Name: Amy Callaghan

Age: 16 Male  Female

Likes and dislikes:  
tick three things you like doing and cross three things you don't like doing.

watching TV/videos  
 going to the cinema  
 shopping  
 listening to music  
 playing sports  
 playing computer games  
 reading  
 drawing/painting/making things

Name: Nick Short

Age: 16 Male  Female

Likes and dislikes:  
tick three things you like doing and cross three things you don't like doing.

watching TV/videos  
 going to the cinema  
 shopping  
 listening to music  
 playing sports  
 playing computer games  
 reading  
 drawing/painting/making things

Name: Gemma Theakston

Age: 15 Male  Female

Likes and dislikes:  
tick three things you like doing and cross three things you don't like doing.

watching TV/videos  
 going to the cinema  
 shopping  
 listening to music  
 playing sports  
 playing computer games  
 reading  
 drawing/painting/making things

Anna Walters Neither Darren nor Ben is suitable for you. Your ideal partner is Curtis.

Ben Taylor Either ..... or ..... is suitable for you. Your ideal partner is .....

Amy Callaghan Neither ..... nor ..... is suitable for you. Your ideal partner is .....

Nick Short Neither ..... nor ..... is suitable for you. Your ideal partner is .....

Gemma Theakston Either ..... or ..... is suitable for you. Your ideal partner is .....

Curtis Jackson Either ..... or ..... is suitable for you. Your ideal partner is .....

Vicky Bradshaw Neither ..... nor ..... is suitable for you. Your ideal partner is .....

Darren Wallis Either ..... or ..... is suitable for you. Your ideal partner is .....

SELF assesement

Pupils fill in the chart by putting a tick . in the appropriate column

STUDENT'S NAME	Sure I can	I am not so sure	It's still difficult
I can use the computer's items vocabulary			
I can write my own e-mail			
I can express -ask preferences using like/don't like			